




Scafell Home Learning : Friday 10th April

English	<p>IDL Please remember to complete 2 IDL tasks every weekday.</p> <p>Reading 15-30minutes per day – remember to record in your reading record. Read anything – magazines, newspapers, re-read your favourite books. Why not read one of the free e-books on the Oxford Owl website: https://www.oxfordowl.co.uk/</p> <p>Did you know that you can download a selection of audio books from Amazon for free? https://stories.audible.com/start-listen</p>
	<p>Spelling Find the ‘Check the Spelling Mistakes’ document on Scafell’s Classpage. Complete page 1, writing out the sentences with the correct spelling. Use your wordmat to help you! No need to print out the sheet.</p> <p>Now, select 10 more words from your wordmat to learn this week.</p>
	<p>Punctuation and Grammar Words change their meaning and their word class depending on how they are used. For example the word ‘light’ can be a noun, a verb or an adjective:</p> <p>I will light the candle with a match. (verb) I switch on the light in the classroom at the start of the day. (noun) My bag of shopping was very light. (adjective)</p> <p>Now complete the worksheet attached to the classpage: Word Class. You should write your work in your book: no need to print out the worksheet.</p>
	<p>Email Mr Dean and Mrs Farraday. We are very keen to hear from you and would like you to write to us at scafell@levens.cumbria.sch.uk. We would like to know what you have been up to over the last few weeks; are you missing school; how you are finding working at home; is there anything we can help you with? Your email needs to be a minimum of 200 words. Why don’t you set up your own email address – you will need your parent’s permission and they will be able to help you organise this. This is good practise for when you go to high school! Alternatively, you can email us from a parent’s email address – again you need permission.</p>
PSHE	<p>We are living in very strange times and all still getting used to the regulations that have been enforced by the Government but are there any positives about our current situation? Perhaps you are enjoying walks or cycle rides with your family; enjoying spending more time with your pet; feeling more relaxed? Write ‘<u>The positives of Coronavirus</u>’ in the centre of a page. Around this write some of the positive differences this virus has made to your life. Ask other people in your family to contribute too.</p>
Maths	<p>Position and Direction</p> <p>The second video lesson on position and direction has been uploaded and can be accessed with this link: https://bit.ly/3aK6pZm</p> <p>Please complete in your exercise books!</p>
	<p>MyMaths</p> <p>Feedback has been provided on all MyMaths completed and your score & comment can be seen by clicking “scores” and selecting the last homework you did. If you scored less than 60%, try the MyMaths lesson again before having another go. If you’re really stuck, send us an email!</p>  <p>New MyMaths tasks have been set for this week. It will be useful to complete the online lessons first, a link is available when you go to start the homework.</p>

	<p>TTRockstars Practise in the garage for 30 minutes, then complete 3 soundcheck games.</p>																											
Science	<p>Classification of Organisms Watch this film found on the class clips page of the BBC Teach page. https://www.bbc.co.uk/teach/class-clips-video/science-ks2--ks3-classification-of-organisms/zh7g92p Watch the film again but pause it at each of the diagrams. In your book, draw and label diagrams of each of the five main animal groups. List some examples of each type of animal and include a definition. Use a dictionary to help you and title your work Animal Classification</p>																											
Art	<p>Across the country, children are creating posters to display in their windows thanking all the NHS workers who are working so hard to help people get better. Many of them feature love hearts, rainbows and special messages of thanks. Design and make your message to everyone working in Britain's hospitals, care homes and surgeries to save lives. Make sure it is colourful and bright. Display in one of the front windows of your house. Please send in your posters to the class email.</p>																											
Music	<p>BBC Ten Pieces for Trailblazers – people who have been the first to do something new! Watch this first introduction link to a female musician from Poland who used a special code in her music – Grażyna Bacewicz https://www.bbc.co.uk/teach/ten-pieces/intro-films-and-orchestral-films/zv2gqp3 If you have headphones or out loud for everyone to hear, listen to the whole piece. What instruments can you hear and see – any that you know the name of? Now using the Morse code information below, can you work out how to play, or flash with a torch, your initials, your first name? On any instrument you play or using body percussion use this code to form a rhythm. Use this rhythm to make a short piece. Play it on different notes to make tune. Write a message in Morse code – challenge someone in your house to work it out. Stand a long way away, can you use light to communicate a letter using the code?</p>  <p>MORSE CODE</p> <table border="0"> <tr> <td>A ● —</td> <td>J ● — — —</td> <td>S ● ● ●</td> </tr> <tr> <td>B — ● ● ●</td> <td>K — ● —</td> <td>T — —</td> </tr> <tr> <td>C ● ● ● ●</td> <td>L ● ● ● ●</td> <td>U ● ● ●</td> </tr> <tr> <td>D — ● ● ●</td> <td>M — — —</td> <td>V ● ● ● —</td> </tr> <tr> <td>E ●</td> <td>N — ●</td> <td>W ● — — —</td> </tr> <tr> <td>F ● ● — ●</td> <td>O — — —</td> <td>X — ● ● —</td> </tr> <tr> <td>G — — ● ●</td> <td>P ● — — ●</td> <td>Y — ● — — —</td> </tr> <tr> <td>H ● ● ● ●</td> <td>Q — — ● —</td> <td>Z — — — ●</td> </tr> <tr> <td>I ● ●</td> <td>R ● — ●</td> <td></td> </tr> </table>	A ● —	J ● — — —	S ● ● ●	B — ● ● ●	K — ● —	T — —	C ● ● ● ●	L ● ● ● ●	U ● ● ●	D — ● ● ●	M — — —	V ● ● ● —	E ●	N — ●	W ● — — —	F ● ● — ●	O — — —	X — ● ● —	G — — ● ●	P ● — — ●	Y — ● — — —	H ● ● ● ●	Q — — ● —	Z — — — ●	I ● ●	R ● — ●	
A ● —	J ● — — —	S ● ● ●																										
B — ● ● ●	K — ● —	T — —																										
C ● ● ● ●	L ● ● ● ●	U ● ● ●																										
D — ● ● ●	M — — —	V ● ● ● —																										
E ●	N — ●	W ● — — —																										
F ● ● — ●	O — — —	X — ● ● —																										
G — — ● ●	P ● — — ●	Y — ● — — —																										
H ● ● ● ●	Q — — ● —	Z — — — ●																										
I ● ●	R ● — ●																											
Computing	<p>Fancy being able to play Minecraft and say you're working at the same time? You're in luck! This week I'd like you to visit the activities at https://code.org/minecraft These activities should work on most computers and tablets with an internet connection, but I would recommend using Google Chrome on a laptop. There are a bunch of puzzles to test your coding skills - make sure you watch the videos before trying to solve the puzzles! Year 5, start with <i>Minecraft Adventurer</i> first. It looks like this:</p>  <p>Year 6, you might have done that last year. Feel free to have another go if you like, but if you feel confident you can try <i>Voyage Aquatic</i> or <i>Hero's Journey</i>. They're a little bit trickier! You will get a certificate when you finish. Save it and send it to us!</p>																											