




Scafell Home Learning : Friday 24th April

English	<p>IDL Please remember to complete 2 IDL tasks every weekday.</p> <p>Reading 15-30minutes per day – remember to record in your reading record. Read anything – magazines, newspapers, re-read your favourite books. Why not read one of the free e-books on the Oxford Owl website: https://www.oxfordowl.co.uk/</p> <p>This week we would really like you to read to an adult or sibling in your household. It might be a chapter of your reading book, a newspaper article, a poem. You could read a picture book to a younger brother or sister!</p>
	<p>Spelling</p> <ol style="list-style-type: none">1. Find the 'Check the Spelling Mistakes' document on Scafell's Classpage. Complete p3 by writing out the sentences with the correct spelling. Use your wordmat to help you! No need to print out the sheet.2. Ask someone in your house to test you on the 10 words you learnt last week.3. Now, select 10 more words from your wordmat to learn this week. <p>Take a look at https://spellingframe.co.uk/ This is a different online spelling programme. The spelling tiles, practice and test are all free activities. You can choose your own spelling patterns to work on. This is something extra and different to IDL!</p>
	<p>Writing Task: Go to: https://www.bbc.co.uk/bitesize/topics/z2yycdm/articles/z2gk9qt Watch the film, do the activity and try the quiz.</p> <p>Now return to 'The Visitor' from last week: Follow this link https://www.pobble365.com/the-visitor/ OR open the pdf document called 'The Visitor Pobble 365' on the class page of our website.</p> <p>Write a newspaper report about what's happening in the picture. Make sure you:</p> <ol style="list-style-type: none">1. Create an eye-catching headline in the present tense2. Introduce your report with the 5Ws of journalistic writing – who, what, why, where, when3. Include a quote from an eye-witness4. Organise your writing into paragraphs and ensure you use high-level punctuation. <p>You should aim to write about 300 words. Reports emailed to us will be marked and given feedback.</p>
PSHE	<p>A Jar of Hope</p> <p>This week we would like you to create a 'Jar of Hope' for you and your family. The idea is that you add to your jar anything that you are really missing and looking forward to doing when the lockdown measures are eased. This will give you lots of things to look forward to and help you appreciate some of the things that we take for granted in our everyday lives. You can either create a real jar and add handwritten notes; or draw a virtual jar in your homelearning book. Make sure you ask members of your family to contribute. This task can be ongoing over the next few weeks.</p>
Maths	<p>Year 5 - Shapes this week. There's a new video lesson uploaded along with two worksheets. The second worksheet you need to choose one set of questions - they get harder as you go down. You can do more than one set if you like! After that, practice your knowledge of shape names using the flashcards I've also uploaded. There are cards with and without names.</p> <p>https://bit.ly/3bs9jIT</p>

	<p>Year 6 - The same as last week - White Rose Maths have a new set of videos for you on shape. Four lessons and a challenge to complete! These can be found under Summer Term Week 2 (not the one that is just called “week 2”). If you have any feedback on the video lessons (too easy? too hard? fun or not?) please let us know by email! https://whiterosemaths.com/homelearning/year-6/</p>
	<p>MyMaths Feedback has been provided on all MyMaths completed and your score & comment can be seen by clicking “scores”. If you scored less than 60%, try the MyMaths lesson again before having another go. If you’re really stuck, send us an email!</p>  <p>New MyMaths tasks have been set for year 5 this week. Year 6, you have 4 White Rose lessons to do so I have not set any MyMaths.</p>
	<p>TTRockstars Please remember to complete 3 soundcheck games every time you use TTRockstars, at least once a week. Lots of people in year 5 particularly are not doing so. Times tables are so important and I can see each Soundcheck you do (or don’t do)!!</p>
<p>Science</p>	<p>Invertebrates: Watch this short clip: https://www.bbc.co.uk/bitesize/topics/zn22pv4/articles/z8mbqhv</p> <p>There are lots of different types of invertebrates including: insects, arachnids, myriapods, crustaceans, molluscs.</p> <ol style="list-style-type: none"> 1. What is an invertebrate? Write a definition of ‘invertebrates’ using the link above or a dictionary; 2. Find out what each of the 5 types of invertebrates (in bold) mean. Write definitions in your book. Use a dictionary to help you; 3. Look for examples of each type in your garden or outdoor space close to your house. Produce a table or chart containing diagrams and labels of what you find organised into the five different groups of invertebrates.
<p>Art</p>	<p>This term’s artist is William Heaton Cooper. He is considered to be one of the most important British landscape painters of the 20th century, who is most famous for his paintings of the Lake District.</p> <p>Search online to find a painting you like or a painting of a place you have visited in the Lakes. Try to recreate it in your sketchbook using any materials you like.</p> <p>Please send us a photograph of your work so that we can share on our website blog.</p> 
<p>Music</p>	<p>BBC Ten Pieces for Trailblazers – people who have been the first to do something new! Watch this introduction to Hans Zimmer – the composer who created the wonders of the Lion King and Blue Planet! https://www.bbc.co.uk/teach/ten-pieces/classical-music-hans-zimmer-earth/zh4k382</p> <div data-bbox="312 1843 798 2107">  </div> <p><u>Hans Zimmer – Earth - BBC Teach</u></p> <p>Hans Zimmer has composed Earth especially for Ten Pieces. The piece is his personal celebration of the planet we live on. With his trademark sense of scale and drama, Hans captures the majesty and ...</p>

Find out about him and his piece. Write a few sentences to record what you now know. If you have headphones, or out loud for everyone to hear, listen to the whole piece as few times if you can. Do you hear the electronic sounds like Delia Derbyshire used last week? Do you hear the children's choir? Are there violins or pianos too? What other instruments do you hear and see?

Might you like to create a picture inspired by his piece The Earth? Might you be encouraged to write a poem about different amazing parts of the world? Might you be inspired to write a tune or a piece of music on whatever instrument you play or by singing, either along to this or solo?

Hans has set every child a challenge – to take his piece and create something new from it. In his own words: "The piece of music I've written is just the beginning of the sentence. I want you guys to finish it!"

French

This term we were planning to learn the vocabulary associated with countries and travel. Find the 'French – European Countries' worksheet on our classpage. Draw the flags in your homelearning book; then label (in French and English) each flag.

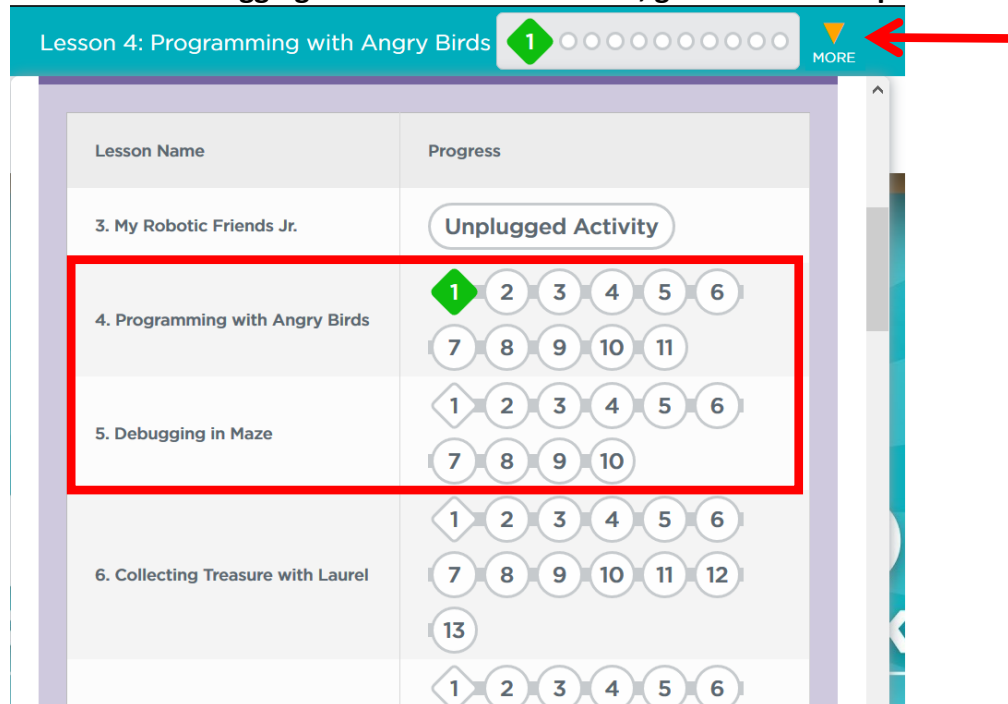
Extension:

1. Find out the French names of other countries around the world. Write them in your book next to a diagram of their national flags.
2. Many countries across the world are French-speaking. Can you find out which? Where in the world are they?

Computing

Moving on this week to collecting treasure! <https://studio.code.org/s/coursec-2019/stage/6/puzzle/1>

This is a part of a much larger set of lessons. If you've not done "Programming with angry birds" and "Debugging in maze" from last week, go back and complete those now.



This week is the collecting treasure levels. Don't move on to the "Creating art" levels as those are for next week!